



ALPHABET PUZZLES

LETTER IDENTIFICATION AND SOUND
PUZZLE SETS



CREATED BY: MISS D'S IDEAS

TERMS OF USE:

Thank you for your purchase! By purchasing this resource, you are agreeing that the contents are the property of Miss D's Ideas and **licensed to you only for classroom/personal use as a single user**. I retain the copyright, and reserve all rights to this product.

YOU MAY:

- ★ Use items (free and purchased) for your own classroom students, or your own personal use.
- ★ Reference this product in blog posts, at seminars, professional development workshops, or other such venues PROVIDED there is both credit given to myself as the author and a link back to my TPT store is included in your post/presentation.
- ★ Distribute and make copies of **free items only** to other teachers PROVIDED there is credit given to Miss D's Ideas and a link back to my TPT store.

YOU MAY NOT:

- ★ Claim this work as your own, alter the files in any way, or remove/attempt to remove the copyright/watermarks.
- ★ Sell the files or combine them into another unit for sale/free.
- ★ Post this document for sale/free elsewhere on the internet (this includes Google Doc links on blogs).
- ★ Make copies of purchased items to share with others is strictly forbidden and is a violation of the Terms of Use, along with copyright law.
- ★ Obtain this product through any of the channels listed above.

Thank you for abiding by universally accepted codes of professional ethics while using this product.

If you encounter an issue with your file, notice an error, or are in any way experiencing a problem, please contact me and I will be more than happy to help sort it out!



Thank you 😊 Miss D's Ideas

ALPHABET PUZZLES

Pages 4-17 of this product have letter matching puzzles.

Students will match up lowercase and uppercase letters. These are provided in color and black and white. You can choose print these out on cardstock, colored paper, white paper etc and cut them out before student use. I laminate mine as well for durability.

You can use these as center work, word work, send each student home with their own puzzle set for practice as well. However it works best for you!!



A

a

B

b

C

c

D

d

E e

F f

G g

H h

I

i

J

j

K

k

L

l

M

m

N

n

O

o

p

p

Q

q

R





r

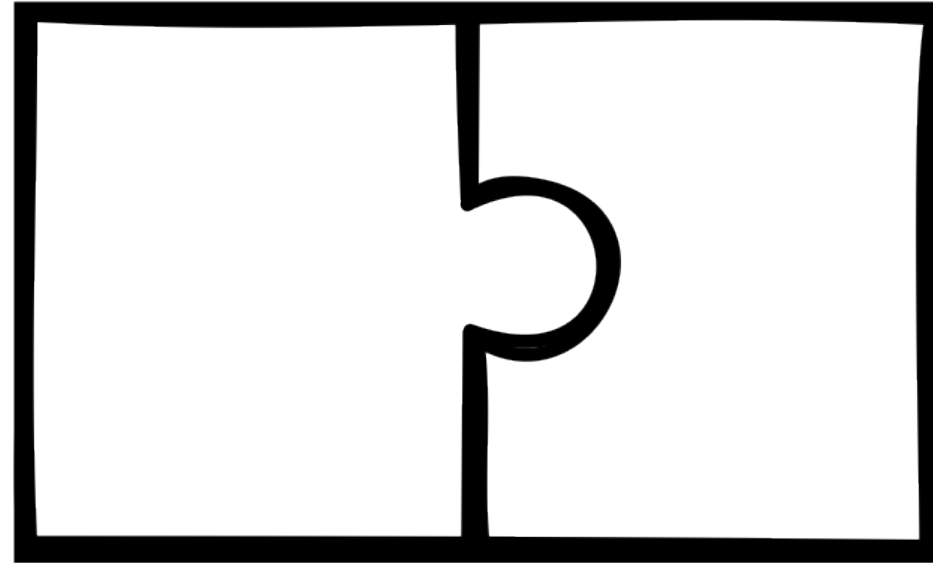
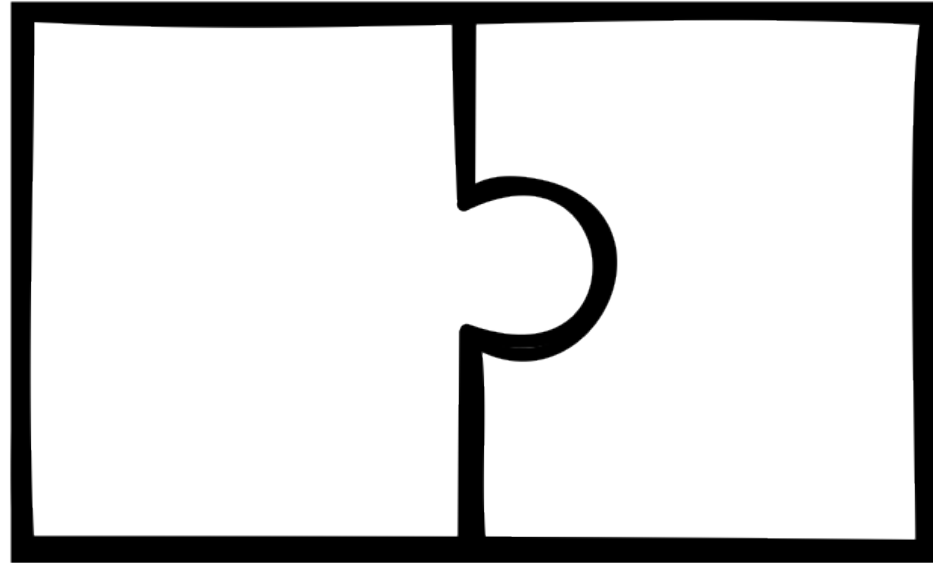
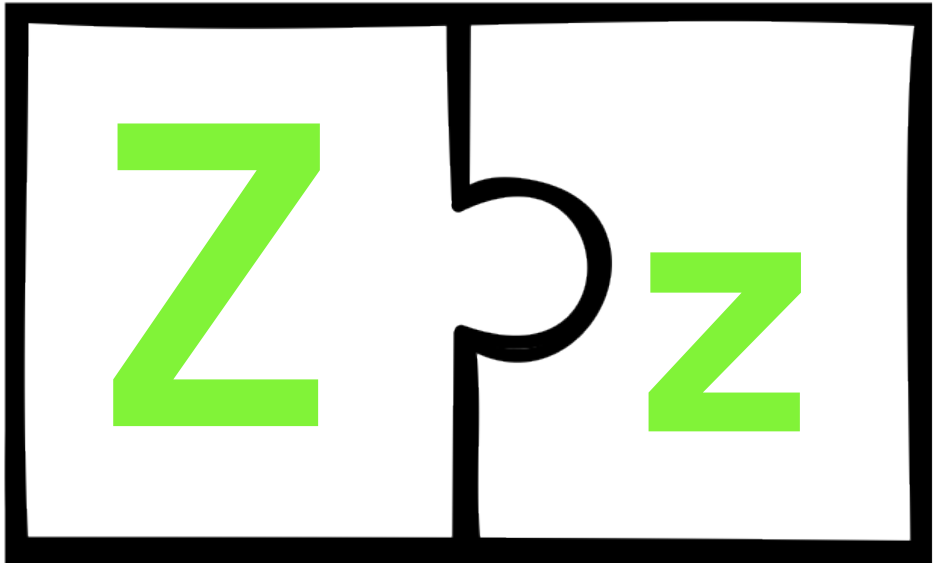
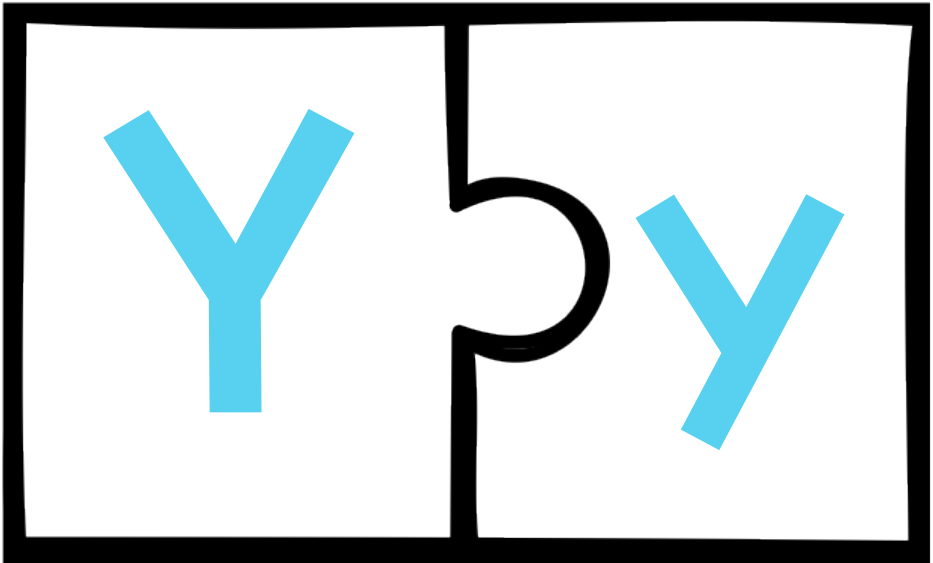
S

s

T

t





A a

B b

C c

D d


E e

F f

G g

H h

I



i

J



j

K



k

L



l

M m

N n

O o

p p

Q

q q

R

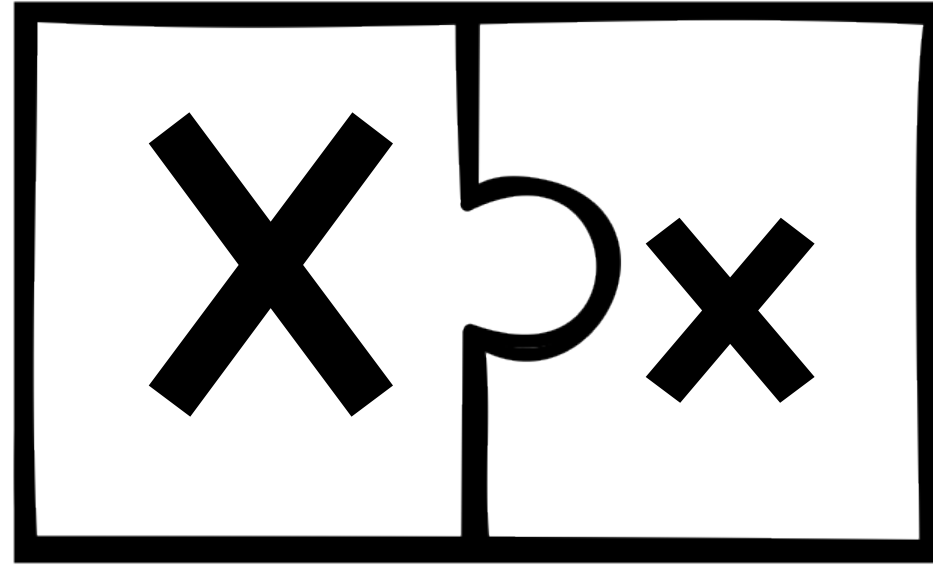

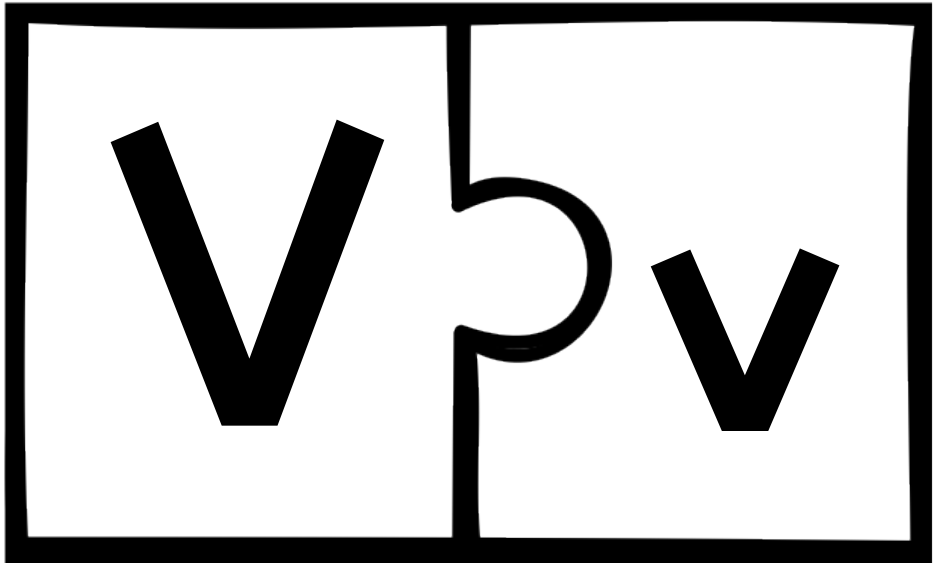
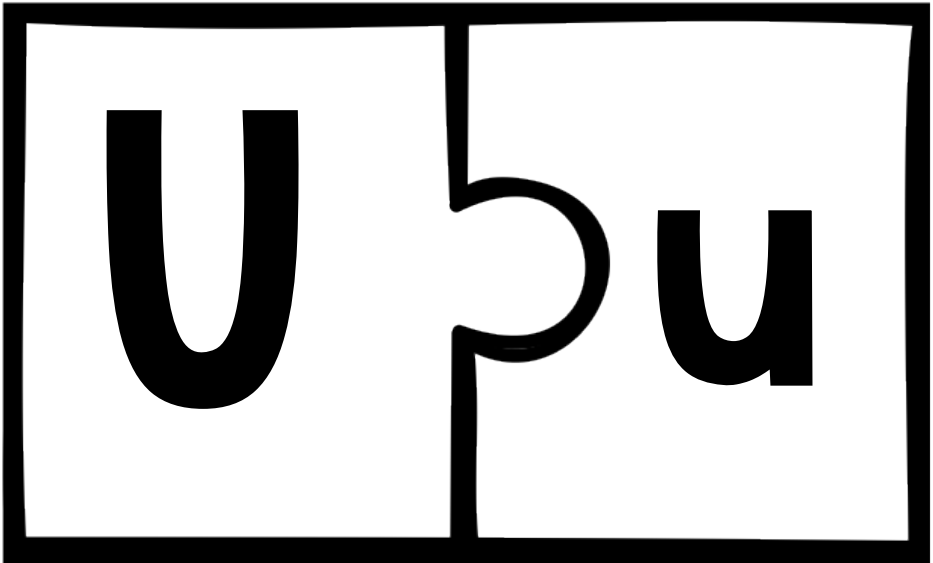
r r

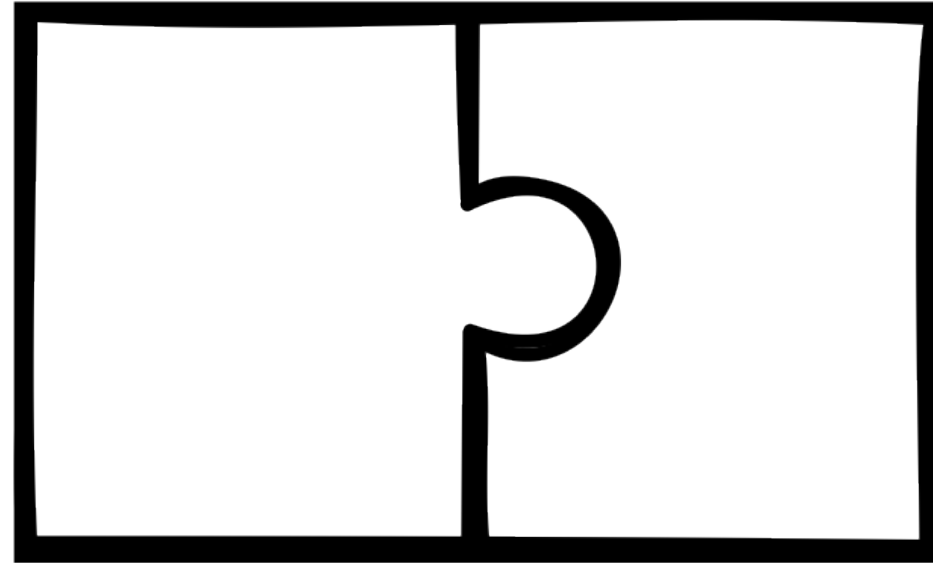
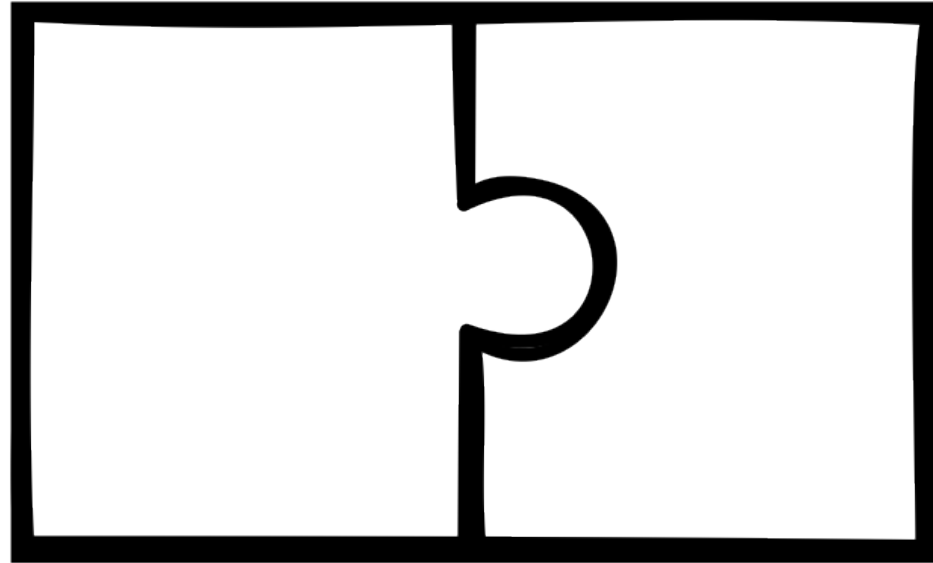
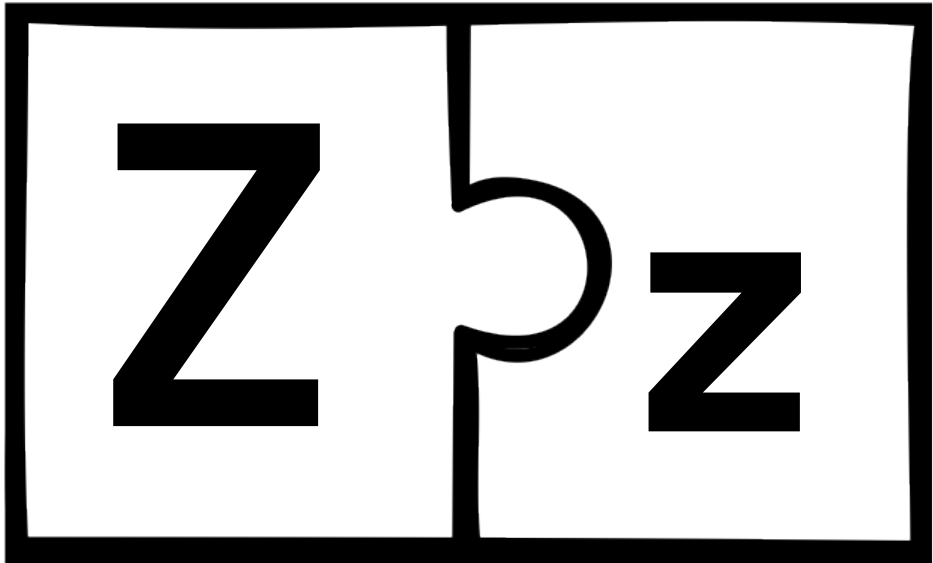
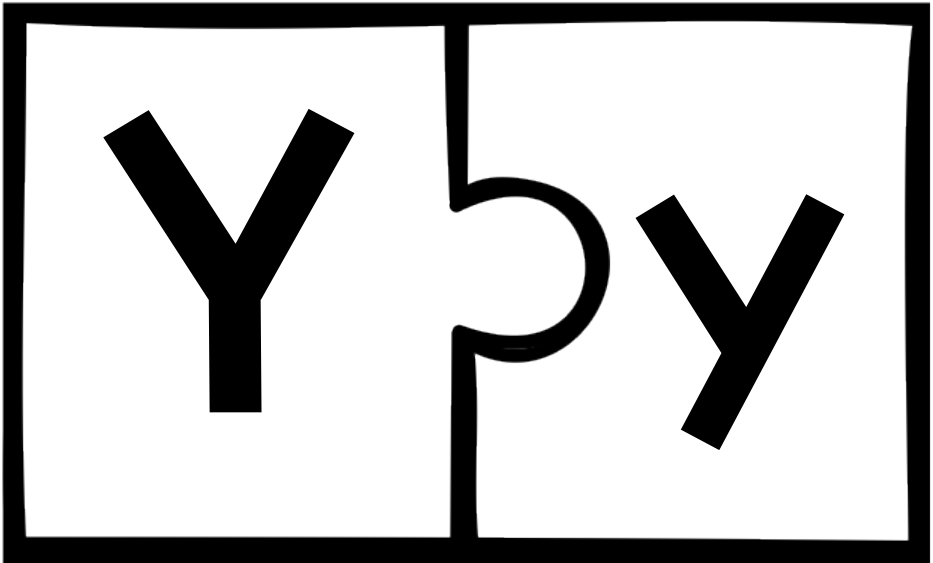
S

s s

T

t t







LETTER SOUND PUZZLES

Pages 19-39 of this product have letter sound matching puzzles.


Students will match up letters with images that begin with that letters sound. There are three sets provided, colored letters with colored images, black letters with colored images and black and white letters and images. You can choose print these out on cardstock, colored paper, white paper etc. and cut them out before student use. I laminate mine as well for durability.

You can use these as center work, word work, or send each student home with their own puzzle set for practice as well.


However it works best for you!!




Aa




Bb




Cc




Dd



Ee



Ff




Gg




Hh




Ii




Jj



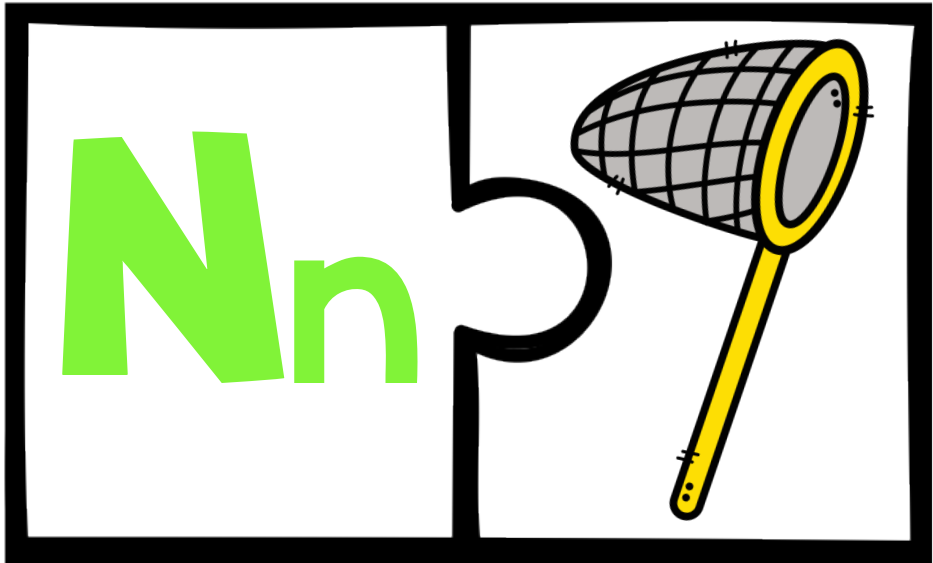







Kk




Ll









Uu



Vv



Ww




Xx




Yy




Zz




Aa




Bb




Cc




Dd



Ee



Ff




Gg




Hh




Ii




Jj











Kk




Ll









Uu




Vv




Ww




Xx




Yy




Zz




Aa




Bb




Cc




Dd



Ee




Ff




Gg




Hh




Ii




Jj











Kk




Ll









Uu



Vv




Ww




Xx



Yy



Zz



CLIPART AND FONT CREDITS



WorkSheetJunkie

